

HOLIDAYS HOMEWORK

CLASS: Nursery, 2024-25

Dear Parents

Summer Vacation is a welcome breakBreak from fixed schedules, rules and regulations of the School. Freedom brings more responsibility, so keeping this in mind; we have planned most of the activities to keep our children engaged and also help them in channelizing their energies. Kindly help and guide your child in completing his/her work and exploring their creative self.

Happy Holidays! Have fun with your little ones!

Regards

Class Teacher

How can you make your child independent?

Make your child more independent by teaching him or her various activities like:

- **Buttoning and unbuttoning the shirt.**
- **Arranging their Toy Shelf.**
- **Learning how to zip their school bag and their uniform. (shorts)**
- **Learning to wear socks, shoes and tie shoe laces.**
- **Folding mats and clothes.**
- **Sorting and pairing household items.**
- **Helping in serving the food.**
- **Helping the mother in filling Water bottles.**
- **Helping the mother in cleaning household objects.**
- **Learning to greet Elders and Guests.**

JUNE FUN ACTIVITIES:

1. **Take your child out and make them learn some Traffic Rules or Signs.**
2. **Take them to the park with their friends and explore the names of the swings.**

3. Take help of your kids in gardening. Help your child to grow a plant in the beginning of summer break. Take a click of the plant. Water the plant regularly and take a click at the end of summer break and share the click with your teacher,
4. Pick quality time to teach them what floats or sinks in the bath tub.
5. Let them shampoo their hair independently.
6. Take them to any worship place.
7. Help your child to tell the youngest and the eldest member in your family. Let them count the number of your family members.
8. Help your child to make a beautiful card for their father to express their love and gratitude for Father's Day on 16th June.

Practice Phonetics

Aa says ऐ as in apple, axe, arrow
Bb says ब as in ball, bag, balloon
Cc says क as in cat, candle, car
Dd says ड as in dog, drum, doctor
Ee says ए as in elephant, elbow, egg
Ff says फ as frog, fish, fan
Gg says ग as in grapes, gate, gun
Hh says ह as in horse, house, hot
Ii says इ as in ice-cream, iron, ink-pot
Jj says ज as in joker, jar, jelly
Kk says क as in kite, kettle, kangaroo
Ll says ल as in lion, leaf, lock
Mm says म as in mango, mat, mother
Nn says न as in nest, nut, nose
Oo says ओ as in orange, ostrich, ox
Pp says प as in parrot, peas, pocket
Qq says क् as in quarter, quill, quilt
Rr says र as in rocket, rat, red
Ss says स as sun, socks, swing
Tt says ट as in tiger, time, toffee
Uu says अ as in umbrella, under, uniform
Vv says व as in van, violin, vulture
Ww says व as in wall, watch, window

Xx says एक्स as in x-ray, x-mas tree

Yy says य as in yo-yo, yellow, yak

Zz says ज़ as in zip, zigzag, zero

Different languages are spoken by people from different regions but the most important thing is that, any language, when spoken should be spoken correctly. The two common languages that our children should be able to speak fluently are Hindi and English. Since English is a universal language, spoken and understood by people all over the world. We want our children also to be proficient in speaking it and for this we need your full support and cooperation. We would appreciate if you try to speak few small sentences in your daily life. We are also trying to encourage the children to use simple words and sentences like:

- May I come in ma'am?
- May I drink water ma'am?
- May I go to washroom?
- May I go for hand wash?
- May we go to the playground?
- I have done my work.
- I am feeling hungry.
- I got tired.
- I want to play.
- Please tell a story ma'am.

* Use of Magic Words like Thank you, Sorry, Excuse me, Please

* Wishing Parents and Elders Good Morning, Good Afternoon, Good Evening and Good Night.

* You can also train them to follow simple instructions like–

Open the door, shut the door, finish your food, drink your milk, brush your teeth, wash your face, do your work, go to sleep, don't watch too much T.V. etc.

If we teachers and parents make a sincere effort and pay attention to the above mentioned points, we can prepare our little ones to converse in English from this age.

ENGLISH

Oral Rhymes:

*Johny Johny

*Twinkle Twinkle

*Mumma Darling

*Baa baa black sheep

STORY:

Thirsty Crow

My Self

1. My name is...
2. I study in Class Nursery.
3. My school's name is H.P.S.
4. I am a boy / girl.
5. I am 3 years old.

WRITTEN

English Workbook– Complete pages 4 and 5.

Patterns – Complete pages from 9 to

Note: Do practice of Standing, Sleeping and Slanting line 5 times in English notebooks.

MATHS

ORAL: Learn Counting from 1 to 10 through the rhyme one, two buckle my shoe and fingers.

WRITTEN: Write numbers 1, 2 and 3 (5 times) in Maths notebook.

हिंदी :

मौखिक कविताएँ :

*गोल गोल

*मछली जल की रानी

*आम फलों का राजा

* आलू कचालू

*प्रार्थना- हे भगवान तुझे प्रणाम

* कहानी सुनो और याद करो-1.) जम्बो और गिलहरियाँ

2.) शरारती राहुल

*चित्र देखो और नाम बोलो *फल

*सब्जियाँ (पृष्ठ संख्या -26,27)

PARENTS CREATIVE CORNER

ENGLISH- Roll no.1 to 3

★ Make beautiful and creative stick puppets from the story- "Lion and the mouse". Puppets should be big in size.

*** Roll no 4 to 6**

☆ Make a beautiful chart from any one of the given rhymes and paste it on a cardboard and put a string at the top.

MATHS: Roll no. 7 to 9

☆ Make cutout of 4 basic shapes with basic colors. (A3 size sheet)

Circle - Red

Triangle - Green

Square - Yellow

Rectangle - Blue

Note: Make all the shapes with cardboard

हिंदी : Roll no. 10 to 12

* दी गई कविताओं में से किसी भी एक कविता के पात्रों की सुंदर कठपुतलियाँ बनाएं। कठपुतलियों का आकार बड़ा होना चाहिए।

Roll no. 13 to 15

*दी गई कहानियों में से किसी भी एक कहानी पर अपने सृजनात्मकता दर्शाते हुए सुन्दर सा चार्ट बनाएँ, या फिर ए 3 साइज की शीट्स का प्रयोग करते हुए एक कहानी की कम से कम चार स्टोरी शीट्स बनाएँ।

• **PAPER CRUMBLING**

- **Make a candy using paper crumbling.**







- **Make any one USEFUL item using waste material.**

NAME: _____ CLASS: _____ DATE: _____

BIG & SMALL

Color Big object with red and Small with blue.



IDENTIFICATION OF NUMBERS: 1

Colour the apples with 1 red.

